

iko FINGER TOOTHBRUSH




1.




Print out this iKo fingertip size guide at 100% - **make sure you do not select the 'scale to fit page' or 'shrink to fit page' option**

3.



Place the tip of your finger on the appropriate finger outline

2.



Check the print size - the line above should measure 5cm

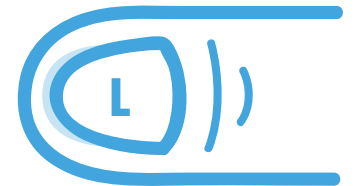
4.



Find the shape that is the closest size to the top of your finger - if your fingertip covers the outline completely, the size is too small

Finger tip size


Your iKo size is the letter found within the finger outline



4.1cm



3.8cm



3.5cm

